



The Leader in Architectural Audio™

## INTRODUCTION

Thank you for purchasing the Sonance CRK10 rock speakers. When properly installed, this product will provide you with years of entertainment pleasure.

To obtain the full potential of the Sonance rock speakers, please read all instructions before starting the installation.

## PARTS LIST

Each Sonance CRK10 rock speaker package includes the following items:

- (2) Sonance CRK10 rock speakers
- (1) Meter of wire with each speaker

## WIRE GAUGE AND QUALITY

The total wire resistance should be less than 10% of the speaker impedance. The Sonance CRK10 rock speaker is a nominal 8 ohm speaker, so your total wire resistance should be no more than 0.8 ohms.

In simple terms, the extra resistance from the wire will have a very negative affect on the sound quality of the speaker. The sound can be less dynamic, definition of bass frequencies can be reduced, and in extreme cases, the high frequencies can be attenuated. Amplifier power is also wasted in the wire, reducing the maximum output level of the system.

Please refer to the following chart when deciding on the appropriate wire gauge for your installation.

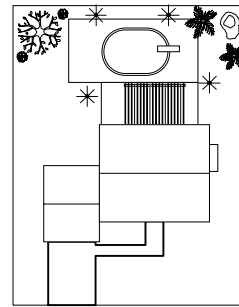
| Wire resistance in Ohms vs. length of cable run |     |      |      |      |      |      |
|---|-----|------|------|------|------|------|
| Distance in Feet                                | 50' | 100' | 150' | 200' | 250' | 300' |
| 20 gauge  | .86 | 1.73 | 2.59 | 3.45 | 4.32 | 5.18 |
| 18 gauge  | .65 | 1.30 | 1.94 | 2.59 | 3.24 | 3.89 |
| 16 gauge  | .43 | .85  | 1.28 | 1.71 | 2.14 | 2.56 |
| 14 gauge  | .27 | .54  | .81  | 1.08 | 1.35 | 1.62 |
| 12 gauge  | .17 | .34  | .51  | .68  | .85  | 1.02 |
| 10 gauge  | .11 | .22  | .33  | .44  | .56  | .67  |

## INSTALLATION INSTRUCTIONS

CRK10 ROCK SPEAKERS

PN. 33-2553 3.02

### INSTALLING THE SPEAKER




#### Step 1

Decide on the location of the speakers. Also estimate the length of additional speaker wire you will need.

The Sonance CRK10 rock speakers feature a wide angle of coverage. A few speakers will cover a large area with sound.

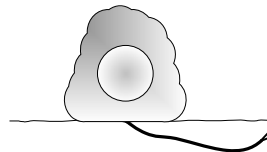
Note: When purchasing additional wire direct burial grade is strongly recommended.



#### Step 2

Dig a trench to run your speaker wire in.

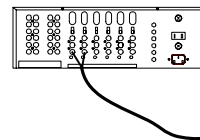
Once you have decided on locations for your speakers dig a 4" to 5" trench to each speaker location for the speaker wire.



#### Step 3

Run the wire through the trench to the location of your amplifier.

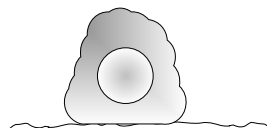
Note: When connecting the additional wire be sure to use water tight wire connectors.



#### Step 4

Attach the wires from your Sonance CRK10 rock speakers to the terminals on the back of your amplifier.

Double check the polarity of the speaker wires for both the left and right channel, amplifier + to speaker + and amplifier - to speaker -.



#### Step 5

Turn your amplifier on and test the system with your favorite music. If the speakers are operating properly refill the wire trench, and enjoy your new speakers.



The Leader in Architectural Audio™

## SPECIFICATIONS

|                    |  |
|--------------------|--|
| Design             | Weather resistant rock loudspeaker                             |
| Tweeter            | .625" (16mm) polycarbonate dome                                |
| Woofers            | 6-1/2" (165mm) black polypropylene cone with a rubber surround |
| Frequency Response | 50 Hz - 20 kHz + 3dB   |
| Impedance          | 8 ohms nominal   |
| Power Handling     | 10 - 80 Watts  |
| Efficiency         | 89 dB  |
| Dimensions WxHxD   | 10-1/2" (267mm) x 8-7/8" (225mm) x 7-1/2" (191mm)              |

## INSTALLATION INSTRUCTIONS

C R K 1 0 R O C K S P E A K E R S

### TECHNICAL ASSISTANCE AND SERVICE

The Technical Assistance Department at Sonance is available at (800) 582-0772 or (949) 492-7777 to answer any questions concerning the operation and installation of your speakers between the hours of 7:00 AM and 5:00 PM Pacific time, Monday through Friday, except holidays.

In the event your unit should need repair or service, you may return the unit to your authorized dealer or use the following guidelines:

1. Be prepared to state the model number and / or serial number, date of purchase and dealer's name and address when calling.
2. Contact Sonance directly at (800) 582-0772 or (949) 492-7777 or at [www.sonance.com](http://www.sonance.com)
3. If you are returning the product directly to Sonance, call us to obtain a return authorization number before shipping. **YOU MUST HAVE PRIOR AUTHORIZATION TO RETURN YOUR UNIT.**
4. The original packaging must be used. If the original packaging is unavailable, replacements can be obtained from Sonance for a small fee.
5. Ship the product via United Parcel Service, Federal Express, or RPS. Please do not use the U.S. Mail service.
6. Write the return authorization number on the outside of the box.
7. Ship to:  
Attn: Quality Assurance Department  
Sonance  
212 Avenida Fabricante  
San Clemente, CA 92672-7531
8. **FREIGHT COLLECT SHIPMENTS WILL BE REFUSED !**

### WARRANTY COVERAGE ( U.S. ONLY )

If, within five (5) years from the date shown on the bill of sale, the unit fails due to a defect in workmanship or material, Sonance will, at its option and at no charge, repair or replace the components of such unit which prove to be defective. For this warranty to be effective, the bill of sale must show that the unit was purchased from an "Authorized Sonance Dealer" and must list the price paid. This warranty shall apply exclusively to the original purchaser and shall not apply to units purchased for industrial or commercial use.

Furthermore, this warranty shall not apply if:

1. Damage to the unit was caused by accident, abuse or misuse;
2. The unit was opened, modified, or repaired by unauthorized personnel.
3. The unit was not used as outlined in the operating instructions.

### EXCLUSIONS AND LIMITATIONS

The warranty set forth above is in lieu of all other warranties, expressed or implied, of merchantability, fitness for a particular purpose, or otherwise. The warranty is limited to Sonance products registered herein and specifically excludes any damage to loudspeakers and other allied or associated equipment which may result for any reason from use with this product. Sonance shall in no event be liable for incidental or consequential damages arising from any breach of this warranty or otherwise. This warranty gives you specific legal rights, and you may have rights which vary from state to state.