

INSTRUCTIONS

DIGITAL INPUT MODULE



Thank you for purchasing the Digital Input Module for your Sonance DSP series amplifier.

The Digital Input Module is compatible with only these amplifier models: DSP2-150, DSP2-750 and the DSP8-130.

INSTALLATION

Step 1

Turn the amplifier off. Touch one finger to an open RCA connector on the analog input module to discharge any static electricity.

Step 2

Disconnect the power cord.

Step 3

Remove the two mounting screws that secure the analog input module to the amplifier chassis.

Step 4

Remove the analog input module from the amplifier. Do not pull the module too far out of the amplifier chassis; this could cause the ribbon cable to become disconnected internally.

Step 5

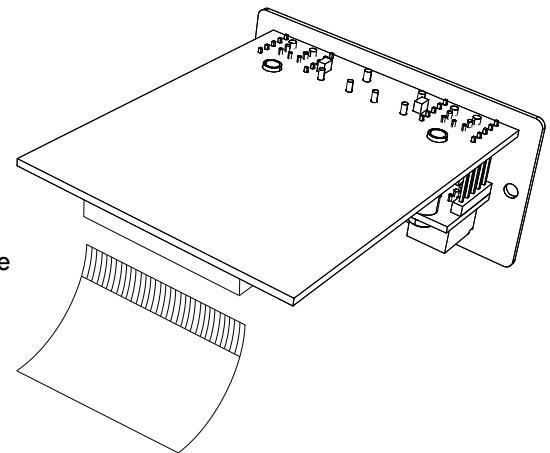
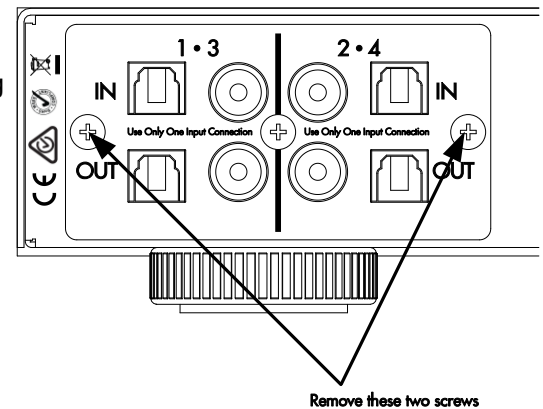
Remove the ribbon cable that is connected to the header on the analog input module you are removing.

Step 6

Carefully line up the ribbon cable with the header. Push the ribbon cable into the header on the Digital Input Module.

Step 7

Carefully insert the Digital Input Module into the amplifier being certain not to dislodge any components as you insert the module. Install the two screws that secure the module to the chassis.



CONNECTIONS

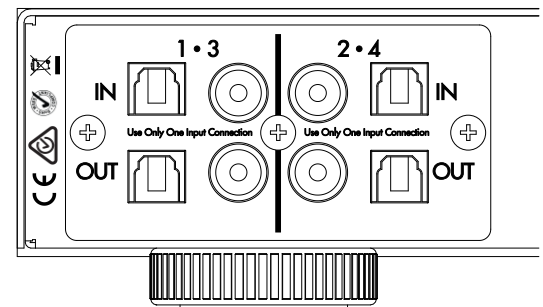
Each channel of the Digital Input Module has one Toslink and one Coaxial Digital Input connector per channel. Only one of these two inputs can be used at a time.

Each input also has a buffered loop output. The buffered loop output allows an audio source to be shared with multiple amplifiers. When using a Toslink input only the Toslink loop output will function. When using a Coaxial input only the Coaxial loop output will function.

The Toslink and Coaxial inputs accept only bitstream audio signals. Dolby and DTS 5.1 and 7.1 signals cannot be decoded.

Both the Toslink and Coaxial inputs accept audio signals with a bit rate between 16 and 24 bits and a sampling frequency of 44.1-96kHz.

Select the input in the Sonarc setup software normally. No special settings are required in the Sonarc setup software when using the Digital Input Module.



SONANCE DIGITAL INPUT MODULE

LIMITED TWO (2) YEAR WARRANTY

Sonance warrants to the first end-user purchaser that this Sonance-brand product ("Product"), when purchased from an authorized Sonance Dealer/Distributor, will be free from defective workmanship and materials for the period stated below. Sonance will at its option and expense during the warranty period, either repair the defect or replace the Product with a new or remanufactured Product or a reasonable equivalent.

EXCLUSIONS

TO THE EXTENT PERMITTED BY LAW, THE WARRANTY SET FORTH ABOVE IS IN LIEU OF, AND EXCLUSIVE OF, ALL OTHER WARRANTIES, EXPRESS OR IMPLIED, AND IS THE SOLE AND EXCLUSIVE WARRANTY PROVIDED BY SONANCE. ALL OTHER EXPRESS AND IMPLIED WARRANTIES, INCLUDING THE IMPLIED WARRANTIES OF MERCHANTABILITY, IMPLIED WARRANTY OF FITNESS FOR USE, AND IMPLIED WARRANTY OF FITNESS FOR A PARTICULAR PURPOSE ARE SPECIFICALLY EXCLUDED.

No one is authorized to make or modify any warranties on behalf of Sonance. The warranty stated above is the sole and exclusive remedy and Sonance's performance shall constitute full and final satisfaction of all obligations, liabilities and claims with respect to the Product.

IN ANY EVENT, SONANCE SHALL NOT BE LIABLE FOR CONSEQUENTIAL, INCIDENTAL, ECONOMIC, PROPERTY, BODILY INJURY, OR PERSONAL INJURY DAMAGES ARISING FROM THE PRODUCT, ANY BREACH OF THIS WARRANTY OR OTHERWISE.

This warranty statement gives you specific legal rights, and you may have other rights which vary from state to state. Some states do not allow the exclusion of implied warranties or limitations of remedies, so the above exclusions and limitations may not apply. If your state does not allow disclaimer of implied warranties, the duration of such implied warranties is limited to period of Sonance's express warranty.

Your Product Model and Description: Sonance Digital Input Module

Warranty Period for this Product: Two (2) years from the date on the original sales receipt or invoice or other satisfactory proof of purchase.

Additional Limitations and Exclusions from Warranty Coverage: The warranty described above is non-transferable, applies only to the initial installation of the Product, does not include installation of any repaired or replaced Product, does not include damage to allied or associated equipment which may result for any reason from use with this Product, and does not include labor or parts caused by accident, disaster, negligence, improper installation, misuse (e.g. overdriving the amplifier or speaker, excessive heat, cold or humidity), or from service or repair which has not been authorized by Sonance. Obtaining Authorized Service: To qualify for the warranty, you must contact your authorized Sonance Dealer/Installer or call Sonance Customer Service at (949) 492-7777 within the warranty period, must obtain a return merchandise number (RMA), and must deliver the Product to Sonance shipping prepaid during the warranty period, together with the original sales receipt, or invoice or other satisfactory proof of purchase.



© 2015 Sonance. All rights reserved. Sonance and Sonamp are registered trademarks of Dana Innovations. Due to continuous product improvement, all features and specifications are subject to change without notice. For the latest Sonance product specification information visit our website: www.sonance.com

SONANCE · 212 Avenida Fabricante · San Clemente, CA 92672-7531 USA
(949) 492-7777 · FAX: (949) 361-5151 · Technical Support: (949) 492-7777
www.sonance.com