

SONANCE

BEYOND SOUND

PROFESSIONAL SERIES
SUBWOOFER BRACKET FOR PS-S210SUBT
QUICKSTART GUIDE

PROFESSIONAL SERIES

Surface Mount Subwoofer Bracket

PS-S210SUBT Bracket

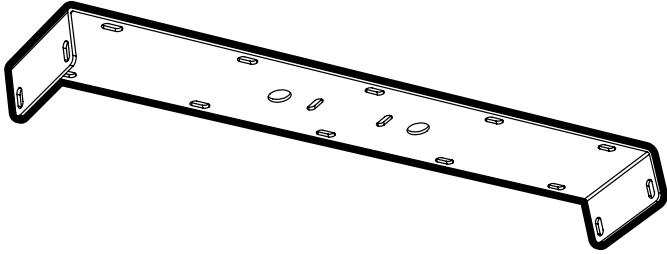


TABLE OF CONTENTS

- 1 Important Safety Instructions
- 1 Box Contents
- 2 Installation
- 4 Technical Specifications
- 5 Technical Assistance and Service
- 6 Warranty

BOX CONTENTS

- (1) PS-S210SUBT Subwoofer Bracket
- (4) M10 x 1.5mm Bolts
- (4) Washers
- (1) Quickstart Guide

IMPORTANT SAFETY INSTRUCTIONS

This product is intended to be installed by professional AV integrators and installers only. This product manual is intended to serve as a general guideline for most applications. When deploying this product in a surface mount, suspended, or otherwise elevated location, always consult a qualified structural engineer if there are any questions or concerns regarding the structural integrity of this product's deployment. Always use an assistant or mechanical lifting equipment to safely lift and position this product. It is the installer's responsibility to ensure this product is installed in accordance with local building codes and regulations. Consult a local authority for specific requirements, regulations, and building codes of the jurisdiction in which this product is to be installed.

READ THIS DOCUMENT IN ITS ENTIRETY BEFORE ATTEMPTING INSTALLATION.


1. Read these instructions.
2. Keep these instructions.
3. Heed all warnings.
4. Follow all instructions.
5. Do not use this apparatus near water.
6. Clean only with a dry cloth.
7. Do not block any ventilation openings. Install in accordance with the manufacturer's instructions.
8. Do not install near any heat sources such as radiators, heat registers, stoves, or other apparatus (including amplifiers) that produce heat.
9. Only use attachments/accessories specified by Sonance.
10. Refer all servicing to qualified service personnel.

INSTALLATION

Use this bracket only with the Sonance PS-S210SUBT subwoofer (PN 40192) sold separately.

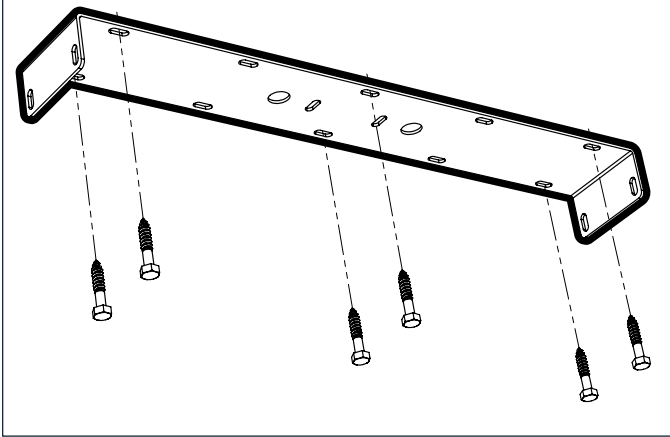
1. Mark and pre-drill mounting points in at least four locations (six locations recommended as shown). See figure 1.

Figure 1: Marking and Pre-Drilling



2. Secure the bracket to the installation surface. Use high-quality, graded lag bolts or similar fasteners rated for > 150 lbs (180kg) each of shear working load. M10 or 3/8" bolts are recommended. To prevent excessive vibration transference, use a damping material (such as mass-loaded vinyl, neoprene foam, rubber sheets, etc.) between the bracket and installation surface (see figure 2).

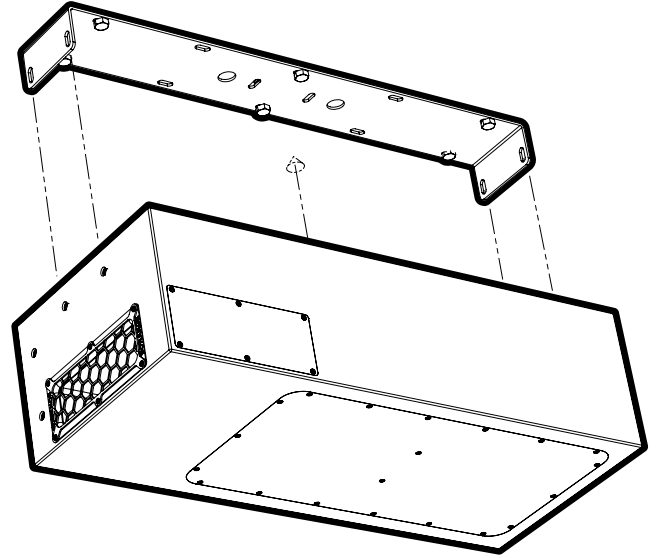
Figure 2: Securing the Bracket



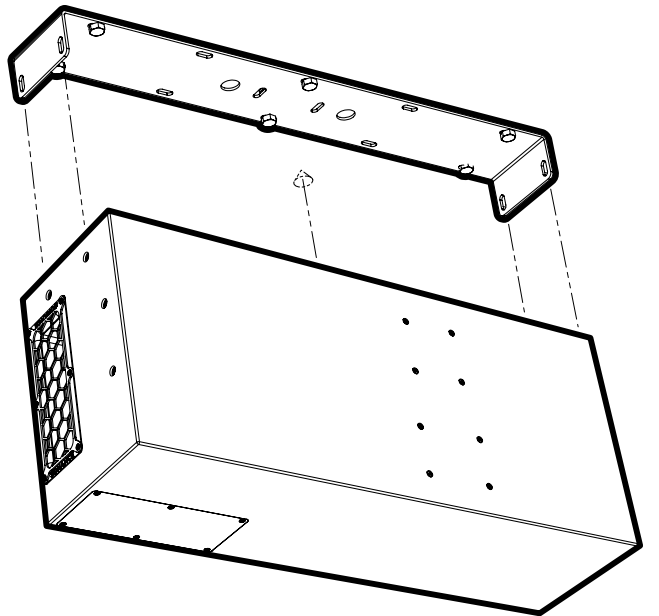
3. With the help of an assistant, lift the subwoofer into place. The sub can be installed in two orientations (see figure 3).

Figure 3: Placing the Subwoofer into the Bracket

ORIENTATION 1

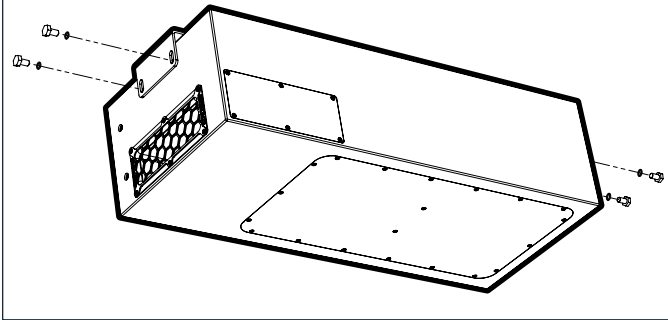


ORIENTATION 2



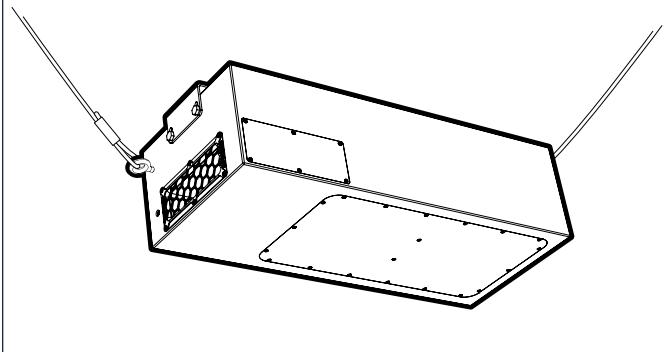
- Secure the sub to the bracket with the 4 included M10 x 1.5mm bolts and lock washers (see figure 4).

Figure 4: Securing the Subwoofer



- Recommended: for safety backup, connect eyebolts and rigging (not included) to the built-in M10 flypoints on both ends of the cabinet. Consult a structural engineer on every installation to ensure the appropriate hardware and rigging are implemented in accordance to local code and regulations (see figure 5).

Figure 5: Safety Backup



TECHNICAL SPECIFICATIONS

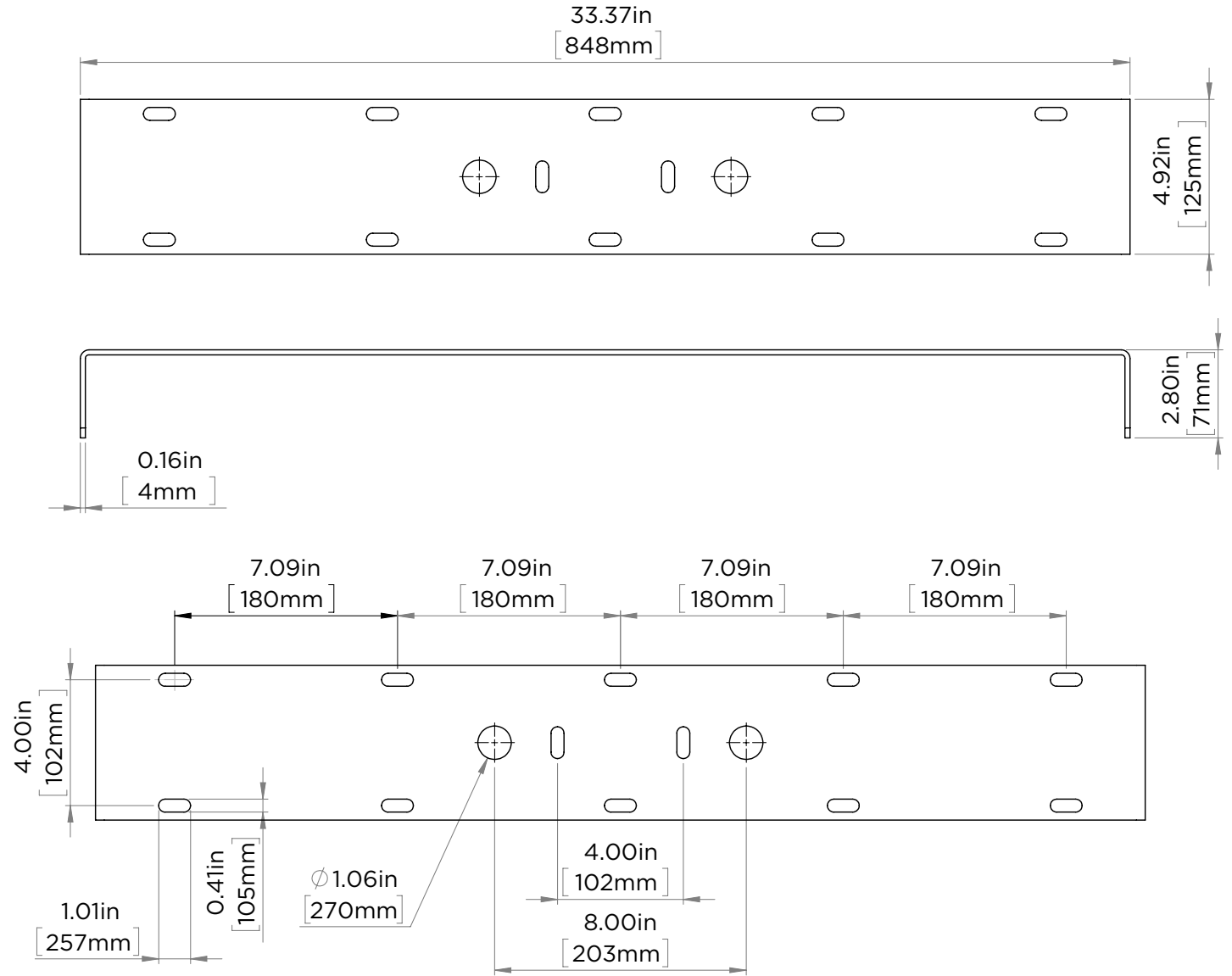
Sonance Professional Series PS-S210SUBT Bracket

Overall Dimension HxWxD 2.80" x 33.37" x 4.92" (71mm x 848mm x 125mm)

Net Weight 8.75 lbs (3.97kg) each

Shipping Weight 10.25 lbs (4.65kg) each

Included Accessories (4) M10 Mounting Bolts, (4) Washers, (1) Quickstart Guide



TECHNICAL ASSISTANCE AND SERVICE

The Technical Assistance Department at Sonance is available at (949) 492-7777 to answer any questions concerning the operation and installation of your speakers between the hours of 7:00 AM and 5:00 PM Pacific time, Monday through Friday, except holidays.

In the event your unit should need repair or service, you may return the unit to your authorized dealer or use the following guidelines:

PLEASE KEEP ORIGINAL PACKAGING WHEN POSSIBLE.

1. Be prepared to state the model number and / or serial number, date of purchase, and dealer's name and address when calling.
2. Contact Sonance directly at (949) 492-7777 or at www.sonance.com. **YOU MUST HAVE PRIOR AUTHORIZATION TO RETURN YOUR UNIT.**
3. If you are returning the product directly to Sonance, call us to obtain a return authorization number before shipping.
4. Ship the product via United Parcel Service, Federal Express, or other package delivery service. Please do not use the U.S. Postal Service.
5. Include the return authorization number on the shipping label.
6. Ship to:

Attn: Quality Assurance Department,
RMA#(include RMA number here)
Sonance
11016 Mulberry Ave.
Suite B
Fontana, CA 92337

LIMITED FIVE (5) YEAR WARRANTY

Sonance warrants to the first end-user purchaser that this Sonance-brand product ("Product"), when purchased from an authorized Sonance Dealer/Distributor, will be free from defective workmanship and materials for the period stated below. Sonance will at its option and expense during the warranty period, either repair the defect or replace the Product with a new or remanufactured Product or a reasonable equivalent.

EXCLUSIONS

TO THE EXTENT PERMITTED BY LAW, THE WARRANTY SET FORTH ABOVE IS IN LIEU OF, AND EXCLUSIVE OF, ALL OTHER WARRANTIES, EXPRESS OR IMPLIED, AND IS THE SOLE AND EXCLUSIVE WARRANTY PROVIDED BY SONANCE. ALL OTHER EXPRESS AND IMPLIED WARRANTIES, INCLUDING THE IMPLIED WARRANTIES OF MERCHANTABILITY, IMPLIED WARRANTY OF FITNESS FOR USE, AND IMPLIED WARRANTY OF FITNESS FOR A PARTICULAR PURPOSE ARE SPECIFICALLY EXCLUDED.

No one is authorized to make or modify any warranties on behalf of Sonance. The warranty stated above is the sole and exclusive remedy and Sonance's performance shall constitute full and final satisfaction of all obligations, liabilities and claims with respect to the Product.

IN ANY EVENT, SONANCE SHALL NOT BE LIABLE FOR CONSEQUENTIAL, INCIDENTAL, ECONOMIC, PROPERTY, BODILY INJURY, OR PERSONAL INJURY DAMAGES ARISING FROM THE PRODUCT, ANY BREACH OF THIS WARRANTY OR OTHERWISE.

This warranty statement gives you specific legal rights, and you may have other rights which vary from state to state. Some states do not allow the exclusion of implied warranties or limitations of remedies, so the above exclusions and limitations may not apply. If your state does not allow disclaimer of implied warranties, the duration of such implied warranties is limited to period of Sonance's express warranty. Your Product Model and Description: PS-S210SUBT. Warranty Period for this Product: Five (5) years from the date on the original sales receipt or invoice or other satisfactory proof of purchase. Additional Limitations and Exclusions from Warranty Coverage: The warranty described above is non-transferable, applies only to the initial installation of the Product, does not include installation of any repaired or replaced Product, does not include damage to allied or associated equipment which may result for any reason from use with this Product, and does not include labor or parts caused by accident, disaster, negligence, improper installation, misuse (e.g. overdriving the amplifier or speaker, excessive heat, cold or humidity), or from service or repair which has not been authorized by Sonance. Obtaining Authorized Service: To qualify for the warranty, you must contact your authorized Sonance Dealer/Installer or call Sonance Customer Service at (949) 492-7777 within the warranty period, must obtain a return merchandise number (RMA), and must deliver the Product to Sonance shipping prepaid during the warranty period, together with the original sales receipt, or invoice or other satisfactory proof of purchase.

SONANCE
BEYOND SOUND

©2019 Sonance. All rights reserved. Sonance is a registered trademarks of Dana Innovations. Due to continuous product improvement, all features and specifications are subject to change without notice. For the latest Sonance product specification information visit our website: www.sonance.com

SONANCE • 991 Calle Amanecer • San Clemente, CA 92673 USA
PHONE: (949) 492-7777 • FAX: (949) 361-5151 • Technical Support: (949) 492-7777 • www.sonance.com
10.14.2019