

Visual Performance Series



Sonance invented the category

Architectural floor plan of a house, showing various rooms and construction details. The plan includes a Kitchen, Dining Room, Foyer, Living Room, and Garage. Key features and notes include:

- Kitchen:** Includes a "REMOVE WINDOW FILL IN EXIST. OPENING" and "NEW WINDOW".
- Dining Room:** Includes a "2x6 @ 16" OC 120 BATT ROOF" and "E. ME. VAP. BAR. (WARM SIDE)".
- Foyer:** Includes a "COVERED PORCH" and "NEW WALL".
- Living Room:** Includes a "NEW WINDOW" and "FILL IN EXIST. OPENING".
- Garage:** Includes a "REMOVE EXIST. GARAGE DOORS" and "PROVIDE GAS PROOF CEILING AND WALLS".
- Construction Details:**
 - WP1 PROVIDE 8"x16"x8" CONC. PAD BELOW WALL. PLATE WALL PL. 6"x12"x5/8" + 2-1/2" DIA. 8" ANCHORS
 - C1 3 1/2"x1/2" HSS + TOP & BOTTOM PL. 6"x6"x1/2" CONNECT WITH 4-3/8" LAG SCREWS AT TOP & 4-3/8"x8" ANCHOR BOLTS @ BOTTOM
 - 8x8PT+ 10" SONA TUBE PEDESTAL ON CONC. FTG. 6-15M VERT. 10TIES @ 12"

The plan also shows various structural elements like walls, windows, doors, and stairs, along with dimensions and material specifications.



Visual Performance Series

- Elegant, sleek appearance disappears seamlessly into any space
- Three shapes and sizes to complement any décor
- Cutting edge design delivers the highest sonic performance
- Solutions for every room and for any application

Match your lighting

Match the size and shape of the lighting in your space with round or square speakers.





Shapes and sizes to fit your design

With a range of **different shapes and sizes**, you will find a Sonance Visual Performance Series speaker to suit every aesthetic and **any application in every room** of your home.



Designed to blend in

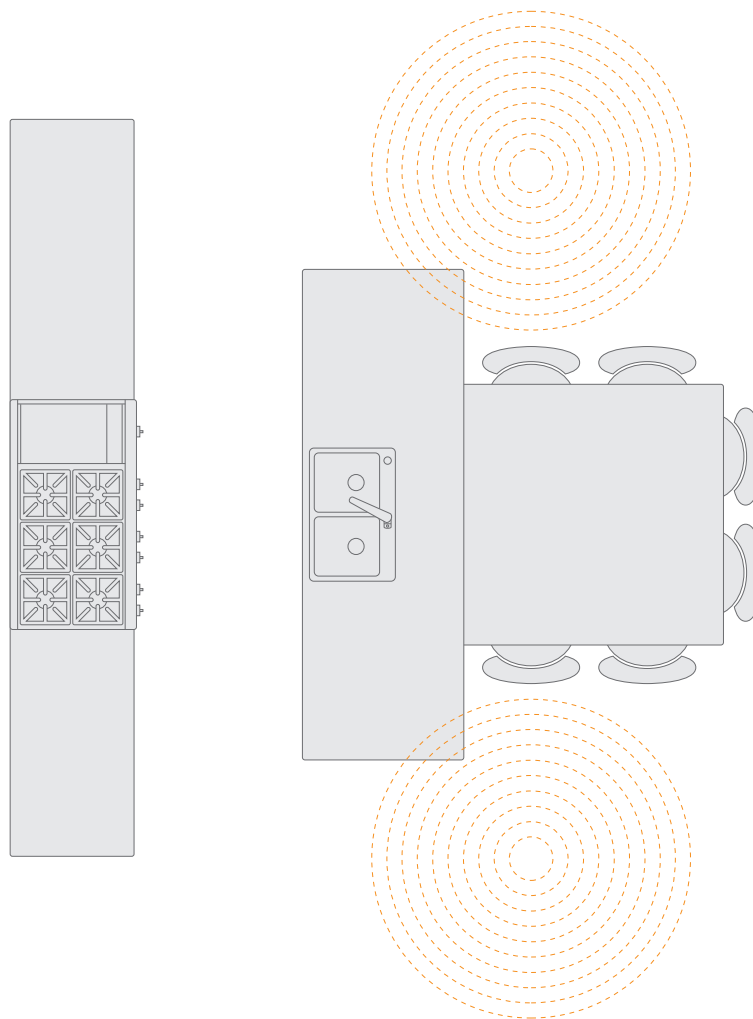
Sonance Visual Performance speakers are designed with easily paintable one-piece grilles to ensure they **blend in perfectly with your décor**.



Even coverage

Just as you have several lights across your ceiling to achieve consistent light levels, the same principle applies to your speakers.

With only two speakers in a room you have uneven volume levels ... too loud under the speakers and too quiet away from them.



Uneven sound levels will compromise the atmosphere in your room.

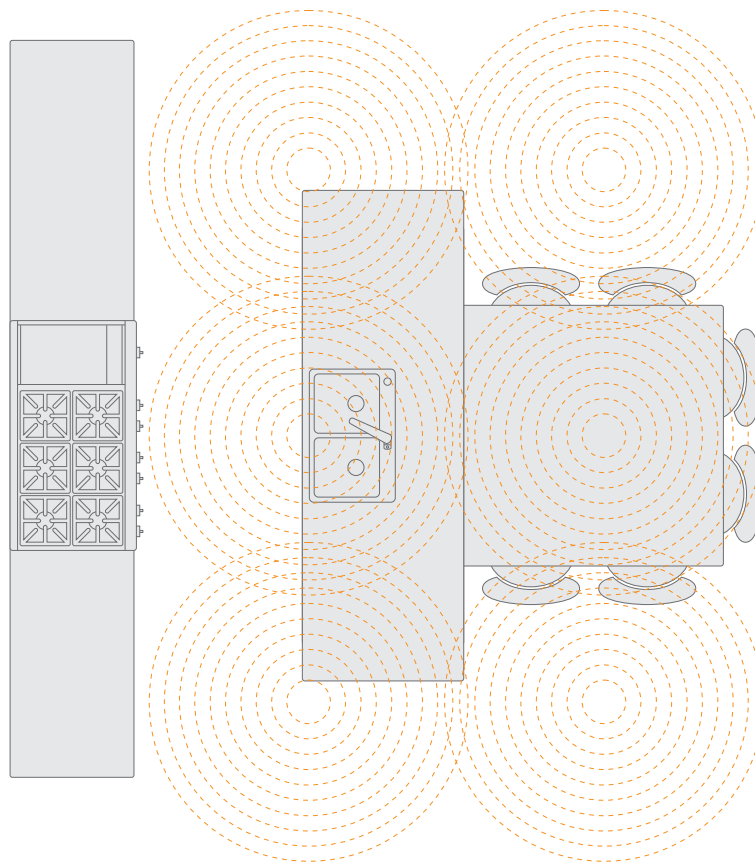




Even coverage

Just as you have several lights across your ceiling to achieve consistent light levels, the same principal applies to your speakers.

By using several smaller speakers you will not only enjoy perfectly even sound coverage throughout the room, it will also be less noticeable.



Everyone enjoys the perfect level, no matter where they are in the room.





State of the art materials

When it comes to speaker drivers the lighter and more rigid the material, the faster they react to the audio signal; increasing their ability to reproduce music clearly, accurately and with precise detail.



Woofers & Midrange

Carbon Fiber + Rohacell® Laminate

- Maximum rigidity + minimal mass
- Tightest, most accurate bass response

LEVEL 8

Kevlar® + Nomex® Laminate

- Excellent rigidity + low mass
- Tight, accurate bass response

LEVEL 6

Textured Polypropylene

- Great rigidity + low mass
- Natural sounding bass response

LEVEL 2 LEVEL 4

Polypropylene Woofer

- Good rigidity + low mass
- Good bass response

LEVEL 0

Tweeters

Ceramic Dome

- Maximum rigidity + minimal mass
- Critical detail, most accurate treble reproduction

LEVEL 8

Powder Coated Aluminum Dome

- Excellent rigidity + low mass
- High detail, accurate treble reproduction

LEVEL 4 LEVEL 6

Cloth Dome

- Good rigidity + low mass
- Smooth, natural treble reproduction

LEVEL 2


Cloth Dome

- Good rigidity + low mass
- Smooth, natural treble reproduction

LEVEL 0

Engineered for excellence

Precision matched components for optimum sonic performance



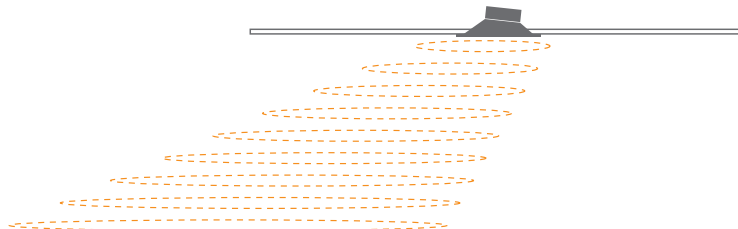
Low diffraction, chambered tweeter for accurate high frequencies and clarity

High excursion, forward-placed woofer for clean and effortless bass response

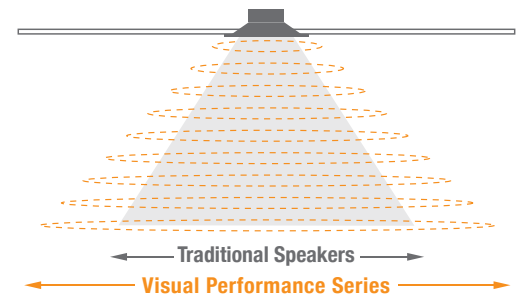
State-of-the-art cross over design for seamless integration of drivers

Better sound, anywhere

Pivoting drivers allow the speakers to be installed where they look best, while the **sound can be directed** for the best coverage and performance.



Forward-placed woofer design and low diffraction tweeters provide a consistent and **smooth power response**, both on and off axis.



Purpose built

Every Visual Performance Cinema product is **purpose built** to bring out the best in your gaming, movies and multimedia experience. Engineered **angled drivers** deliver uncompromised surround sound and accurate positioning of on-screen entertainment.

Angled Drivers

create the illusion of sound emanating from the screen while keeping speakers out of sight.



In-Ceiling

Sealed Enclosures

deliver enhanced performance while reducing sound transmission to adjoining rooms. They are engineered to be installed into traditional wall and ceiling cavities.

Coaxial Midrange and Tweeter

reproduce natural sounding dialogue which provides clarity and a sense of reality to movies, TV and gaming.

Carbon Fiber & Rohacell Woofers

provide tight and accurate bass response for sound you can hear and feel.



In-Wall

Subwoofers

Shallow design allows Visual Performance subwoofers to be installed into a traditional wall cavity, leaving only the microtrim grille visible. You'll experience **room shaking bass, without sacrificing any valuable floorspace.**

Sonance Visual Performance subwoofers feature innovative dual-inverted spiders, inverted voicecoils, triple Neodymium magnets and laminated carbon fiber cones to deliver tight and accurate low frequencies.





Immerse yourself in sound

If you take your entertainment seriously then look no further than Visual Performance Cinema products. Designed to surround you with the most **breathhtaking sound clarity** and **earth shaking bass** that will immerse you into your movies, concerts and gaming.



Kitchens & Dining Rooms

There's nothing better than enjoying music while you're preparing meals or sitting down to enjoy them with family and friends. Visual Performance Series speakers will fill the room with crystal clear music that creates ambiance without being overbearing or distracting.

Family Rooms, Great Rooms, Living Rooms

Make the most of the areas where you spend the most time, whether you're watching TV or movies, gaming or simply relaxing to your favorite music.



Bedrooms

Enjoy the same sound quality in your bedroom as you do throughout the rest of your home, whether you're watching TV in bed or listening to music as you get ready for the day.



Nooks, Small Spaces, Bathrooms, Closets and Hallways

With a Visual Performance Series speaker for even the smallest spaces, you can enjoy seamless music in every corner of your home including powder rooms, bathrooms, closets and hallways.

Outdoor Rooms & Patios








Turn your patio into an entertainment oasis with crystal clear music that fills the outdoors with atmosphere. Sonance has a range of class-leading weatherproof speaker solutions to suit any size space.










































Home Theaters & Media Rooms

When performance matters, look no further than Visual Performance Cinema speakers and subwoofers for that true Hollywood experience. The in-wall and in-ceiling design delivers big cinema sound without taking up any floor space.



		Tweeter Material	Woofer / Mid Material	Frequency Response	Power Handling	Sensitivity	Dimensions (WxHxD)
	VP42	1" (25mm) cloth dome, Ferrofluid®-cooled, pivoting, in acoustic back chamber	4 1/2" (114mm) textured polypropylene cone with a rubber surround	60Hz - 20kHz ±3dB	5 watts minimum; 70 watts maximum	89dB SPL (2.83V/1 meter)	5 9/16" x 8 7/8" x 3" (142mm x 225mm x 76mm)
	VP46	1" (25mm) powder coated aluminum dome, Ferrofluid-cooled, pivoting, in acoustic back chamber	4 1/2" (114mm) Kevlar / Nomex laminated cone with a rubber surround	58Hz - 20kHz ±3dB	5 watts minimum; 80 watts maximum	90dB SPL (2.83V/1 meter)	5 9/16" x 8 7/8" x 3" (142mm x 225mm x 76mm)
	VP48	1" (25mm) ceramic dome, Ferrofluid-cooled, pivoting, in acoustic back chamber	4 1/2" (114mm) carbon fiber / Rohacell laminated cone with a rubber surround	50Hz - 20kHz ±3dB	5 watts minimum; 100 watts maximum	90dB SPL (2.83V/1 meter)	5 9/16" x 8 7/8" x 3" (142mm x 225mm x 76mm)
	VP62	1" (25mm) cloth dome, Ferrofluid-cooled, pivoting, in acoustic back chamber	6 1/2" (165mm) textured polypropylene cone with a rubber surround	45Hz - 20kHz ±3dB	5 watts minimum; 125 watts maximum	89dB SPL (2.83V/1 meter)	8 3/8" x 12 1/4" x 3 1/2" (213mm x 311mm x 89mm)
	VP66	1" (25mm) powder coated aluminum dome, Ferrofluid-cooled, pivoting, in acoustic back chamber	6 1/2" (165mm) Kevlar / Nomex laminated cone with a rubber surround	43Hz - 20kHz ±3dB	5 watts minimum; 140 watts maximum	90dB SPL (2.83V/1 meter)	8 3/8" x 12 1/4" x 3 1/2" (213mm x 311mm x 89mm)
	VP68	1" (25mm) ceramic dome, Ferrofluid-cooled, pivoting, in acoustic back chamber	6 1/2" (165mm) carbon fiber / Rohacell laminated cone with a rubber surround	40Hz - 20kHz ±3dB	5 watts minimum; 150 watts maximum	90dB SPL (2.83V/1 meter)	8 3/8" x 12 1/4" x 3 1/2" (213mm x 311mm x 89mm)
	VP82	1" (25mm) cloth dome, Ferrofluid-cooled, pivoting, in acoustic back chamber	8" (203mm) woofer, 4" (102mm) midrange textured polypropylene cone with a rubber surround, pivoting	38Hz - 20kHz ±3dB	5 watts minimum; 125 watts maximum	90dB SPL (2.83V/1 meter)	10" x 16" x 3 7/8" (254mm x 406mm x 98mm)
	VP86	1" (25mm) powder coated aluminum dome, Ferrofluid-cooled, pivoting, in acoustic back chamber	8" (203mm) woofer, 4" (102mm) midrange Kevlar / Nomex laminated cone with a rubber surround, pivoting	34Hz - 20kHz ±3dB	5 watts minimum; 150 watts maximum	91dB SPL (2.83V/1 meter)	10" x 16" x 3 7/8" (254mm x 406mm x 98mm)
	VP88	1" (25mm) ceramic dome, Ferrofluid-cooled, pivoting, in acoustic back chamber	8" (203mm) woofer, 4" (102mm) midrange carbon fiber / Rohacell laminated cone with a rubber surround, pivoting	30Hz - 20kHz ±3dB	5 watts minimum; 175 watts maximum	91dB SPL (2.83V/1 meter)	10" x 16" x 3 7/8" (254mm x 406mm x 98mm)

		Tweeter Material	Woofer / Mid Material	Frequency Response	Power Handling	Sensitivity	Dimensions (Dia x D)	Dimensions Square Adapter		
		VP38R	3/4" (19mm) ceramic dome, Ferrofluid-cooled, in acoustic back chamber	3 1/2" (89mm) carbon fiber / Rohacell laminated cone with a rubber surround	75Hz – 20kHz ± 3dB	10 ohms nominal; 8 ohms minimum	83dB SPL (2.83V/1 meter)	4 5/16" x 3 15/16" (109mm x 99mm)	4 29/32" x 4 29/32" (124mm x 124mm)	
		VP42R	1" (25mm) cloth dome, Ferrofluid-cooled, pivoting, in acoustic back chamber	4 1/2" (114mm) textured polypropylene cone with a rubber surround	60Hz - 20kHz ± 3dB	5 watts minimum; 70 watts maximum	89dB SPL (2.83V/1 meter)	6 7/8" x 3 3/4" (175mm x 95mm)	7" x 7" (178mm x 178mm)	
		VP46R	1" (25mm) powder coated aluminum dome, Ferrofluid-cooled, pivoting, in acoustic back chamber	4 1/2" (114mm) Kevlar / Nomex laminated cone with a rubber surround	58Hz - 20kHz ± 3dB	5 watts minimum; 80 watts maximum	90dB SPL (2.83V/1 meter)	6 7/8" x 3 3/4" (175mm x 95mm)	7" x 7" (178mm x 178mm)	
		VP48R	1" (25mm) ceramic dome, Ferrofluid-cooled, pivoting, in acoustic back chamber	4 1/2" (114mm) carbon fiber / Rohacell® laminated cone with a rubber surround	50Hz - 20kHz ± 3dB	5 watts minimum; 100 watts maximum	90dB SPL (2.83V/1 meter)	6 7/8" x 3 3/4" (175mm x 95mm)	7" x 7" (178mm x 178mm)	
		VP60R	1" (25mm) cloth dome, Ferrofluid-cooled	6-1/2" (165mm) polypropylene cone with a rubber surround	48Hz – 20kHz ± 3dB	5 watts minimum; 100 watts maximum	89dB SPL (2.83V/1 meter)	9 3/4" x 3 3/4" (248mm x 95mm)	9 7/8" x 9 7/8" (251mm x 251mm)	
		VP62R	1" (25mm) cloth dome, Ferrofluid-cooled, pivoting, in acoustic back chamber	6 1/2" (165mm) textured polypropylene cone with a rubber surround, pivoting	45Hz – 20kHz ± 3dB	5 watts minimum; 125 watts maximum	89dB SPL (2.83V/1 meter)	9 3/4" x 4 3/4" (248mm x 121mm)	9 7/8" x 9 7/8" (251mm x 251mm)	
		VP64R	1" (25mm) powder coated aluminum dome, Ferrofluid-cooled, pivoting, in acoustic back chamber	6 1/2" (165mm) textured polypropylene cone with a rubber surround, pivoting	45Hz – 20kHz ± 3dB	5 watts minimum; 125 watts maximum	89dB SPL (2.83V/1 meter)	9 3/4" x 4 3/4" (248mm x 121mm)	9 7/8" x 9 7/8" (251mm x 251mm)	
		VP66R	1" (25mm) powder coated aluminum dome, Ferrofluid-cooled, pivoting, in acoustic back chamber	6 1/2" (165mm) Kevlar / Nomex laminated cone with a rubber surround, pivoting	43Hz – 20kHz ± 3dB	5 watts minimum; 140 watts maximum	90dB SPL (2.83V/1 meter)	9 3/4" x 4 3/4" (248mm x 121mm)	9 7/8" x 9 7/8" (251mm x 251mm)	
		VP68R	1" (25mm) ceramic dome, Ferrofluid-cooled, pivoting, in acoustic back chamber	6 1/2" (165mm) carbon fiber / Rohacell laminated cone with a rubber surround, pivoting	40Hz – 20kHz ± 3dB	5 watts minimum; 150 watts maximum	90dB SPL (2.83V/1 meter)	9 3/4" x 4 3/4" (248mm x 121mm)	9 7/8" x 9 7/8" (251mm x 251mm)	
		VP80R	1" (25mm) cloth dome, Ferrofluid-cooled	8" (203mm) polypropylene cone with a rubber surround	42Hz – 20kHz ± 3dB	5 watts minimum; 125 watts maximum	90dB SPL (2.83V/1 meter)	11 5/8" x 3 3/4" (295mm x 95mm)	11 3/4" x 11 3/4" (299mm x 299mm)	
		VP82R	1" (25mm) cloth dome, Ferrofluid-cooled, pivoting, in acoustic back chamber	8" (203mm) woofer, 4" (102mm) midrange textured polypropylene cone with a rubber surround, pivoting	38Hz – 20kHz ± 3dB	5 watts minimum; 125 watts maximum	90dB SPL (2.83V/1 meter)	11 5/8" x 6 1/16" (295mm x 153.4mm)	11 3/4" x 11 3/4" (299mm x 299mm)	
		VP86R	1" (25mm) powder coated aluminum dome, Ferrofluid-cooled, pivoting, in acoustic back chamber	8" (203mm) woofer, 4" (102mm) midrange Kevlar / Nomex laminated cone with a rubber surround, pivoting	34Hz - 20kHz ± 3dB	5 watts minimum; 150 watts maximum	91dB SPL (2.83V/1 meter)	11 5/8" x 6 1/16" (295mm x 153.4mm)	11 3/4" x 11 3/4" (299mm x 299mm)	
		VP88R	1" (25mm) ceramic dome, Ferrofluid-cooled, pivoting, in acoustic back chamber	8" (203mm) woofer, 4" (102mm) midrange carbon fiber / Rohacell laminated cone with a rubber surround, pivoting	30Hz - 20kHz ± 3dB	5 watts minimum; 175 watts maximum	91dB SPL (2.83V/1 meter)	11 5/8" x 6 1/16" (295mm x 153.4mm)	11 3/4" x 11 3/4" (299mm x 299mm)	

Thinline

Weatherproof

Single Stereo | Surround



	Tweeter Material	Woofer / Mid Material	Frequency Response	Power Handling	Sensitivity	Dimensions (W x H x D) or (Dia. x D)	Dimensions Square Adapter
VP62R TL	1" (25mm) cloth dome, Ferrofluid-cooled, pivoting, in acoustic back chamber	6 1/2" (165mm) textured polypropylene cone with a rubber surround, pivoting	45Hz – 20kHz ±3dB	5 watts minimum; 125 watts maximum	89dB SPL (2.83V/1 meter)	9 3/4" x 3 5/32" (248mm x 80mm)	9 7/8" x 9 7/8" (251mm x 251mm)
VP62R SST/SUR TL	Two 1" (25mm) cloth domes, Ferrofluid-cooled, in acoustic back chamber	6 1/2" (165mm) textured polypropylene cone with a rubber surround	45Hz – 20kHz ±3dB	5 watts minimum; 125 watts maximum	89dB SPL (2.83V/1 meter)	9 3/4" x 3 5/32" (248mm x 80mm)	9 7/8" x 9 7/8" (251mm x 251mm)
VP66R TL	1" (25mm) powder coated aluminum dome, Ferrofluid-cooled, pivoting, in acoustic back chamber	6 1/2" (165mm) Kevlar / Nomex laminated cone with a rubber surround, pivoting	43Hz – 20kHz ±3dB	5 watts minimum; 140 watts maximum	90dB SPL (2.83V/1 meter)	9 3/4" x 3 5/32" (248mm x 80mm)	9 7/8" x 9 7/8" (251mm x 251mm)
VP66 TL	1" (25mm) powder coated aluminum dome, Ferrofluid-cooled, pivoting, in acoustic back chamber	6 1/2" (165mm) Kevlar / Nomex laminated cone with a rubber surround	43Hz - 20kHz ±3dB	5 watts minimum; 140 watts maximum	90dB SPL (2.83V/1 meter)	8 3/8" x 12 1/4" x 2 1/2" (213mm x 311mm x 64mm)	-
VP65 XT	1" (25mm) polyurethane dome	6 1/2" (165mm) injection-molded polypropylene/graphite cone, with integral Santoprene™ surround	55Hz - 20kHz ±3dB	5 watts minimum; 130 watts maximum	89dB SPL (2.83V/1 meter)	8 3/8" x 12 1/4" x 2 1/2" (213mm x 311mm x 64mm)	-
VP65R XT	1" (25mm) polyurethane dome	6 1/2" (165mm) injection-molded polypropylene/graphite cone, with integral Santoprene™ surround	55Hz - 20kHz ±3dB	5 watts minimum; 130 watts maximum	89dB SPL (2.83V/1 meter)	9 3/4" x 3 1/2" (248mm x 89mm)	-
VP65S XT	1" (25mm) polyurethane dome	6 1/2" (165mm) injection-molded polypropylene/graphite cone, with integral Santoprene™ surround	55Hz - 20kHz ±3dB	5 watts minimum; 130 watts maximum	89dB SPL (2.83V/1 meter)	9 7/8" x 9 7/8" x 3 1/2" (251mm x 251mm x 89mm)	-
VP65R SST XT	Two 1" (25mm) polyurethane domes	6 1/2" (165mm) injection-molded polypropylene/graphite cone, with integral Santoprene™ surround	55Hz - 20kHz ±3dB	5 watts minimum; 130 watts maximum	89dB SPL (2.83V/1 meter)	9 3/4" x 3 1/2" (248mm x 89mm)	-
VP66 SST/SUR	Two 1" (25mm) powder coated aluminum domes, Ferrofluid-cooled, in acoustic back chamber	6 1/2" (165mm) Kevlar / Nomex laminated cone with a rubber surround, dual voice coil	43Hz - 20kHz ±3dB	5 watts minimum; 140 watts maximum	90dB SPL (2.83V/1 meter)	8 3/8" x 12 1/4" x 3 3/8" (213mm x 311mm x 86mm)	-
VP46R SST/SUR	Two 1" (25mm) powder coated aluminum domes, Ferrofluid-cooled, in acoustic back chamber	4 1/2" (114mm) Kevlar / Nomex laminated cone with a rubber surround, dual voice coil	58Hz - 20kHz ±3dB	5 watts minimum; 80 watts maximum	90dB SPL (2.83V/1 meter)	6 7/8" x 3 3/4" (175mm x 95mm)	7" x 7" (178mm x 178mm)
VP62R SST/SUR	Two 1" (25mm) cloth domes, Ferrofluid-cooled, in acoustic back chamber	6 1/2" (165mm) textured polypropylene cone with a rubber surround, pivoting, dual voice coil	45Hz – 20kHz ±3dB	5 watts minimum; 125 watts maximum	89dB SPL (2.83V/1 meter)	9 3/4" x 4 3/4" (248mm x 121mm)	9 7/8" x 9 7/8" (251mm x 251mm)
VP66R SST/SUR	Two 1" (25mm) powder coated aluminum domes, Ferrofluid-cooled, in acoustic back chamber	6 1/2" (165mm) Kevlar / Nomex laminated cone with a rubber surround, pivoting, dual voice coil	43Hz - 20kHz ±3dB	5 watts minimum; 140 watts maximum	90dB SPL (2.83V/1 meter)	9 3/4" x 4 3/4" (248mm x 121mm)	9 7/8" x 9 7/8" (251mm x 251mm)
VP86R SST/SUR	Two 1" (25mm) powder coated aluminum domes, Ferrofluid-cooled, in acoustic back chamber	8" (203mm) Kevlar / Nomex laminated cone with a rubber surround, dual voice coil, pivoting	34Hz - 20kHz ±3dB	5 watts minimum; 150 watts maximum	91dB SPL (2.83V/1 meter)	11 5/8" x 5 7/8" (295mm x 149mm)	11 3/4" x 11 3/4" (299mm x 299mm)





	Tweeter Material	Woofer / Mid Material	Frequency Response	Power Handling	Sensitivity	Dimensions (W x H x D) or (Dia. x D)	Dimensions Square Adapter
VP62LCR	1" (25mm) cloth dome, Ferrofluid-cooled, pivoting, in acoustic back chamber	Two 6 1/2" (165mm) textured polypropylene cone with a rubber surround	45Hz – 20kHz ±3dB	5 watts minimum; 125 watts maximum	90dB SPL (2.83V/1 meter)	16 1/8" x 8 3/8" x 3 9/16" (410mm x 213mm x 91mm)	-
VP66LCR	1" (25mm) powder coated aluminum dome, Ferrofluid-cooled, in acoustic back chamber	Two 6 1/2" (165mm) Kevlar / Nomex laminated cone with a rubber surround	43Hz - 20kHz ±3dB	5 watts minimum; 140 watts maximum	91dB SPL (2.83V/1 meter)	16 1/8" x 8 3/8" x 3 9/16" (410mm x 213mm x 91mm)	-



VP85 W
Driver Material: 8" (203mm) long-throw carbon fiber cone, with a rubber surround
Frequency Response: 45Hz - 250Hz ±3dB
Impedance: 8 ohms nominal
Sensitivity: 90dB (2.83V/1) meter
Amplifier: Sonamp DSP 2-150



VP85R W
Driver Material: 8" (203mm) long-throw carbon fiber cone, with a rubber surround
Frequency Response: 35Hz - 250Hz ±3dB
Impedance: 8 ohms nominal
Sensitivity: 90dB (2.83V/1) meter
Amplifier: Sonamp DSP 2-150



*Use with VP38R only

BPS8 Bandpass Woofer
Driver Material: 8" (203mm) dual voice coil, carbon fiber / Rohacell laminated cone with a rubber surround
Frequency Response: 30Hz - 90Hz ±3dB
Impedance: 6 ohms nominal; 4 ohms minimum

BPS6 Bandpass Woofer
Driver Material: 6 1/2" (165mm) dual voice coil, carbon fiber / Rohacell laminated cone with a rubber surround
Frequency Response: 40Hz - 125Hz ±3dB
Impedance: 6 ohms nominal; 4 ohms minimum



Model	LCR.5S	LCR1S	LCR1	LCR2
Driver Material	Two 5 1/4" (133mm) polypropylene cones with rubber surrounds	Two 5 1/4" (133mm) carbon fiber / Rohacell® laminated cones with rubber surrounds	Two 5 1/4" (133mm) carbon fiber / Rohacell® laminated cones with rubber surrounds	Four 5 1/4" (133mm) carbon fiber / Rohacell® laminated cones with rubber surrounds
Frequency Response	70Hz – 20kHz ±3dB	70Hz – 20kHz ±3dB	70Hz – 20kHz ±3dB	70Hz – 20kHz ±3dB
Sensitivity	88dB SPL (2.83V/1 meter)	90dB SPL (2.83V 1 meter)	90dB SPL (2.83V 1 meter)	92dB SPL (2.83v/1 meter)

SUR.5S	SUR1S	SUR1	SUR2
Two 5 1/4" (133mm) polypropylene cones with rubber surrounds	Two 5 1/4" (133mm) carbon fiber / Rohacell® laminated cones with rubber surrounds	Two 5 1/4" (133mm) carbon fiber / Rohacell® laminated cones with rubber surrounds	Four 5 1/4" (133mm) carbon fiber / Rohacell® laminated cones with rubber surrounds
70Hz – 20kHz ±3dB	70Hz – 20kHz ±3dB	70Hz – 20kHz ±3dB	70Hz – 20kHz ±3dB
88 dB SPL (2.83V/1 meter)	90dB SPL (2.83V/1 meter)	90dB SPL (2.83V/1 meter)	92dB SPL (2.83v/1 meter)



VP10SUB
Driver Material: 10" (254mm) laminated carbon fiber cone with a rubber surround
Frequency Response: 34Hz - 250Hz ±3dB
Impedance: 8 ohms nominal
Sensitivity: 90dB (2.83V/1) meter
Enclosure: Integrated
Amplifier: Sonamp DSP 2-150



VP10SUB NC
Driver Material: 10" (254mm) laminated carbon fiber cone with a rubber surround
Frequency Response: 30Hz - 250Hz ±3dB
Impedance: 8 ohms nominal
Sensitivity: 88dB (2.83V/1) meter
Enclosure: VP10SUB NC Enclosure
Amplifier: Sonamp DSP 2-150



VP12SUB NC
Driver Material: 12" (305mm) laminated carbon fiber cone, rubber surround
Frequency Response: 25Hz - 250Hz ±3dB
Impedance: 8 ohms nominal
Sensitivity: 90dB (2.83V/1) meter
Enclosure: VP12SUB NC Enclosure
Amplifier: Sonamp DSP 2-750

Visual Performance Speaker Systems	Suggested System	Speakers	Subwoofer(s)	Bandpass Connectors	Amplifiers & Accessories for VP Discreet Opening Systems
---------------------------------------	---------------------	----------	--------------	---------------------	---



4.1
System



VP38R
93117
4 x each

+



BPS6
93043
1 x each

+



VPBPC3R
93118
1 x each



DSP 2-150
93093
each



4.1
System



VP38R
93117
4 x each

+



VP10SUB
92951
1 x each

+

N/A



DSP 8-130
93094
each



VP3SQ Square Adapter w/Grille
93120
each



4.2
System



VP38R
93117
4 x each

+



BPS6
93043
2 x each

+



VPBPC3R
93118
2 x each



VP3R Round Flex Brackets
93119
10 Pack



VP38R



Typical System - 4 VP38R + 1 or 2 BPS6



©2015 Sonance. All rights reserved.

Sonance and Visual Performance are registered trademarks of Dana Innovations.

Rohacell is a registered trademark of Evonik Rohm GmbH.

Nomex and Kevlar are registered trademarks of DuPont.

Montserrat at Blackstone homes generously provided by Standard Pacific Homes.

Due to continuous product improvement, all features and specifications are subject to change without notice.

For the latest Sonance product specification information visit our website: www.sonance.com

SONANCE • 212 Avenida Fabricante • San Clemente, CA 92672-7531 USA

(949) 492-7777 • FAX: (949) 361-5151 • Technical Support: (949) 492-7777

www.sonance.com